

Creating a USTA account

- Go to [USTA.com](https://www.usta.com) and click the “JOIN” button in the upper righthand corner.



- On the next screen click on the link for Parents.



- Click “Sign up” at the bottom of the screen.

The screenshot shows the USTA sign-in page. On the left, under "Sign In with your social account", there are buttons for "Continue with Apple" and "Continue with Facebook". Below these is a small note: "We won't post to any of your accounts without asking first". In the center, there is an "or" separator. On the right, under "Sign in with your email and password", there are input fields for "Email" (containing "name@host.com") and "Password". Below the password field is a link for "Forgot your password?". At the bottom of the right column is a blue "Sign in" button. Below the "Sign in" button is a link that says "Need an account? Sign up", where "Sign up" is highlighted with a red box.

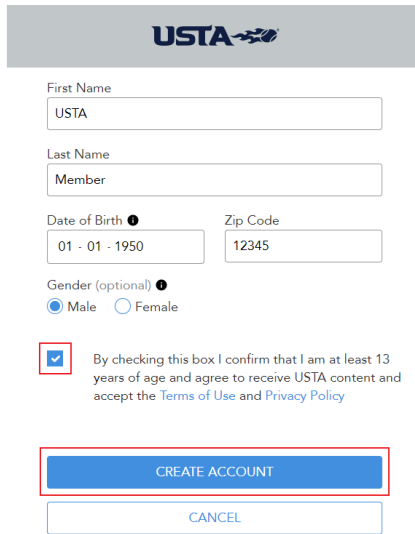
- Input login information that you would like to use for your USTA account.** This is the same information you will use to sign in to the account once created.
- Enter an email address and password**
- Click “Sign up”**

The screenshot shows the USTA sign-up page. On the left, under "Sign In with your social account", there are buttons for "Continue with Apple" and "Continue with Facebook". Below these is a small note: "We won't post to any of your accounts without asking first". In the center, there is an "or" separator. On the right, under "Sign up with a new account", there are input fields for "Email" (containing "ustamember@usta.com") and "Password" (containing "*****"). Below the password field are four green checkmarks indicating password requirements: "Password must contain a lower case letter", "Password must contain an upper case letter", "Password must contain a number", and "Password must contain at least 8 characters". At the bottom of the right column is a blue "Sign up" button, which is highlighted with a red box. Below the "Sign up" button is a link that says "Already have an account? Sign in".

Complete Your Account Details

Personal Information

- **Complete all fields with your personal details.** If you are a parent of a child who is 13 years old or younger, please enter your details, not your child's.
- Once all fields have been completed, click **“CREATE ACCOUNT”**



The screenshot shows the USTA account creation form. At the top is the USTA logo. Below it are several input fields: 'First Name' with the value 'USTA', 'Last Name' with the value 'Member', 'Date of Birth' with a dropdown menu showing '01 - 01 - 1950', and 'Zip Code' with the value '12345'. There is a 'Gender (optional)' section with radio buttons for 'Male' (selected) and 'Female'. Below the form is a checkbox that is checked, with the text: 'By checking this box I confirm that I am at least 13 years of age and agree to receive USTA content and accept the [Terms of Use](#) and [Privacy Policy](#)'. At the bottom are two buttons: 'CREATE ACCOUNT' (highlighted with a red box) and 'CANCEL'.

- You have now successfully created a USTA Account and a unique USTA number has been assigned to you. Additionally, an email confirming your account creation and USTA number has been sent to the email address provided during account creation.

Add Additional Account Information

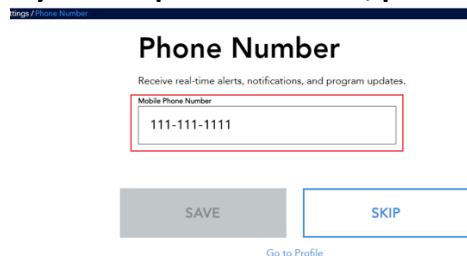
After selecting **CREATE ACCOUNT**, you will be brought to the account page, which will allow you to provide additional optional information about yourself. This additional information can improve your USTA experience. The additional account information options are detailed below.

NTRP Self Rating – Skip this option now.

Notifications

To help keep you informed, you can add your phone number and address information to your account. You can add the information as shown below or later from the Settings tab.

If you've input information, please click SAVE.



The screenshot shows the 'Phone Number' section of the account page. It has a sub-header 'Phone Number' and a description: 'Receive real-time alerts, notifications, and program updates.' Below this is a 'Mobile Phone Number' input field with the value '111-111-1111' (highlighted with a red box). At the bottom are two buttons: 'SAVE' and 'SKIP'. Below the buttons is a link that says 'Go to Profile'.

Address

Enter your address so we can personalize play opportunities and content.

*Address Line 1
70 West Red Oak Lane

Address Line 2

*City
White Plains

*Country
USA - United States

*State/Province
NY - New York

*Zip/Postal Code
10604

SAVE

SKIP



Heritage Information

- Select the option that best describes your Ethnic or Racial Heritage.
- Indicate if you are a wheelchair player.
- Click SAVE after you've completed your selections.

Help us keep tennis for everyone

As the National Governing Body of tennis, one of our goals is to promote a "fun and learning" environment for the growth of our diverse sport.

To help us more fully understand the diversity of our sport, please share which of the following best represents your racial or ethnic heritage.

* Ethnicity
Other

Wheelchair Player

Yes

No

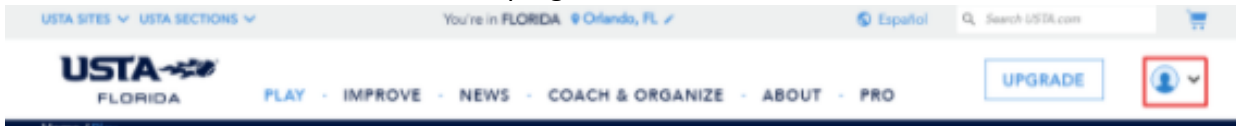
SAVE

SKIP

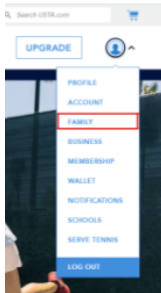
Now that you have created your account, you can add your child.

Access the Family Tab.

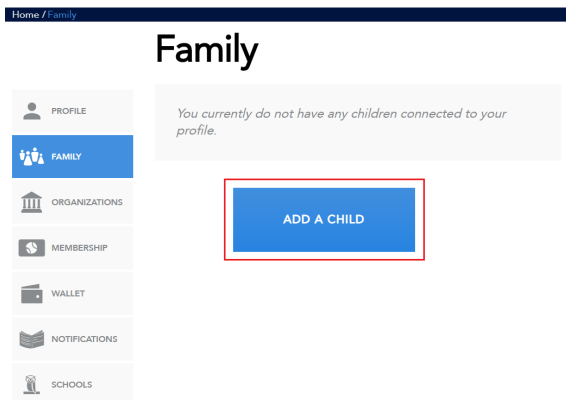
- Click on the User Icon on the top right-hand corner.



- Select Family from the drop-down menu.



- From the family tab, click Add A Child.



- Complete all of the required fields with information for your child and then click "Submit".

Add a Child

Please enter the information below for your child.

Important: Please note that once submitted, name, date of birth and gender can only be changed by contacting USTA Customer Care at 1-800-990-8782.

*Required fields

* First Name

First Name

* Last Name

Last Name

* Date of Birth

MM / DD / YYYY

* Emergency Phone Number

111-111-1111

* Gender

Male Female

Help us keep tennis for everyone

As the National Governing Body of tennis, our mission is to promote a "fun and learning" environment for the growth of the sport and all its participants. USTA believes that tennis is for everyone and the more diverse our sport is, the better off we would be.

To help us more fully understand the make-up of our sport, please share with us which of the following best represents your racial or ethnic heritage?

* Ethnicity

Wheelchair Player (optional)

Yes No

* To continue it is necessary to agree to the following:

By adding this child I confirm that I am the parent or legal guardian of this child and agree to the [USTA Terms of Use](#) and [Privacy Policy](#)

SUBMIT

- Once completed, the child's information will be listed within the Family tab.

Family

- PROFILE
- FAMILY**
- ORGANIZATIONS
- MEMBERSHIP
- WALLET
- NOTIFICATIONS
- SCHOOLS

Your Child

USTA Number: #####
Date of Birth: 05/13/2012
Gender: Female
Parent: Your Name

[Edit](#) [Remove](#) ✕

ADD A CHILD